


Shells Topup Guide – Hotlink/Maxis

Method A - Hotlink Topup Tickets (for non-Maxis/Maxis user)

- 1) Purchase your Hotlink Topup Tickets at any [Maxis store](#) or at any of the following Hotlink Partners:
 - Convenience Stores – 7-Eleven, 99 Speedmart, KK Marts, MyNews.com
 - Supermarkets – AeonBig, Cold Storage, Giant, Tesco
 - Pharmacies – Guardian, Watsons
 - Petrol Stations – BHPetrol, Caltex, Petron, Petronas, Shell
 - and many more!
- 2) Visit pay.garena.my and login with your Garena account.
- 3) Click on the “Maxis/Hotlink” button and “Hotlink Top-Up Ticket” button.




- 4) Click on “Hotlink Web Topup” and you will redirect to Hotlink Top-up page. Please disable pop-up blocker on your browser.


How would you like to pay?



SMS TOPUP




WEB TOPUP



HOTLINK TOP-UP TICKET

[Topup Guide](#) | [FAQ](#)

Hotlink Topup



*Please disable your pop-up blocker to proceed with the top up process

Hotlink Web Topup

RM 10	= 134 Shells
RM 20	= 269 Shells
RM 30	= 404 Shells
RM 50	= 673 Shells
RM 60	= 808 Shells
RM 100	= 1347 Shells

5) Click on "Skip this" if you do not want to register as user.

Sign In - Google Chrome

https://hotlinkgames.maxis.com.my/web/PaymentProvider.htm?orderId=GHL103704908278664644

Hotlink Top Up Sign In



Email:


Password:

[Forgot password?](#)

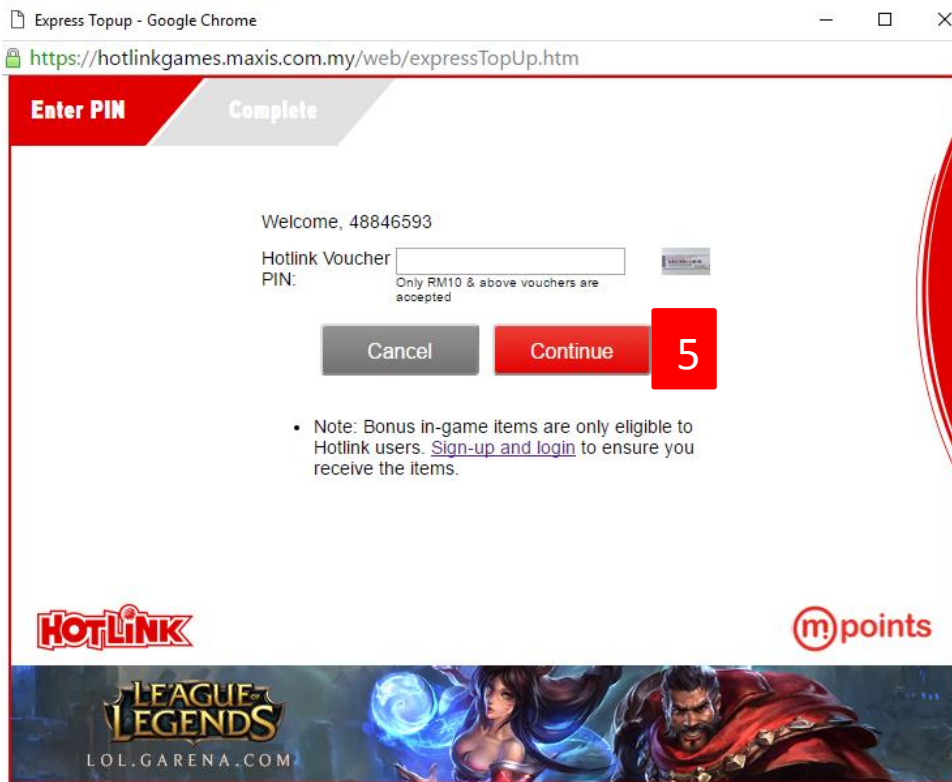
Auto sign-in for this publisher ?

[Register now](#) | [Skip this](#)

 [Hotlink Games](#) | [Terms & Conditions](#) | [FAQ](#) 



- 6) Enter the Hotlink Card PIN, click on “Continue” and game on!



Express Topup - Google Chrome

https://hotlinkgames.maxis.com.my/web/expressTopUp.htm

Enter PIN Complete

Welcome, 48846593

Hotlink Voucher PIN:

Only RM10 & above vouchers are accepted

Cancel Continue 5

- Note: Bonus in-game items are only eligible to Hotlink users. [Sign-up and login](#) to ensure you receive the items.

HOTLINK mpoints

LEAGUE LEGENDS
LOL.GARENA.COM

Method B - SMS Direct Topup (for Maxis user only)

- 1) SMS <keyword> to 23220
- 2) You will receive a charged SMS with mPoints PIN
- 3) Next, visit pay.garena.my
- 4) Login with your Garena account.
- 5) Click on the “Maxis” button, and “SMS Topup” button to redeem your pin for Shells.
- 6) Once the transaction is completed, Shells will be credited into your Garena account.

Method C – Web Topup (for Maxis user only)

- 1) Visit pay.garena.my
- 2) Login with your Garena account.
- 3) Click on the “Maxis” button, and “Web Topup” button to proceed.
- 4) A pop-up window will then appear. *(Please follow the instructions in the window to proceed to check-out.)*
- 5) Next, you will receive SMS on your phone; please reply for confirmation.
- 6) Once replied, your purchase will be successful and Garena Shells will be credited into your Garena account. Example:

